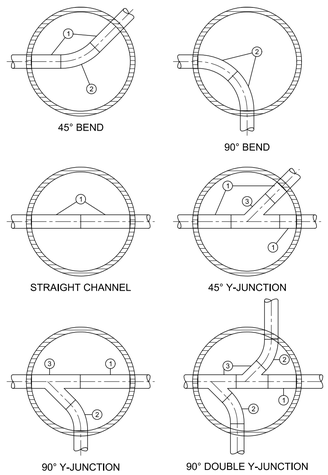

ITEM	DESCRIPTION
1	STRAIGHT CHANNEL
2	BEND
3	Y-PIECE

CHANNEL LAYOUTS IN MANHOLES

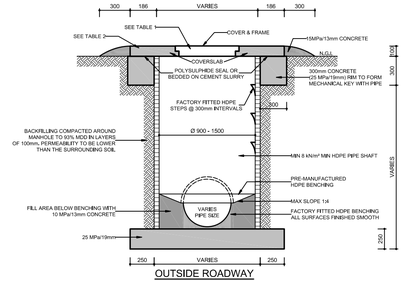

OUTSIDE ROADWAY

SECTION A-A

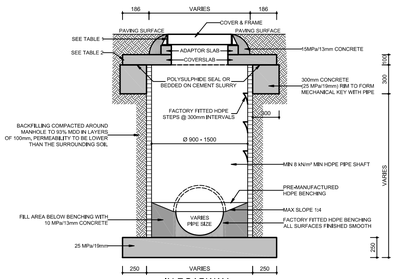

IN ROADWAY

SECTION A-A

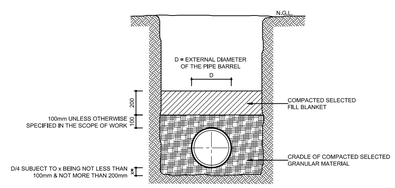

CONSTRUCTION OF PIPE BEDDING
HDPE: FLEXIBLE PIPE BEDDING

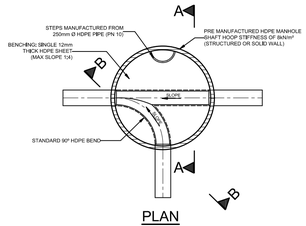

PLAN

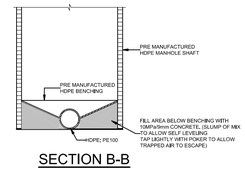

SECTION B-B

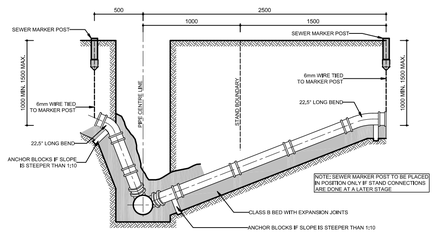

(MIDBLOCK) ELEVATION - CONNECTIONS STEEPER THAN 1:10

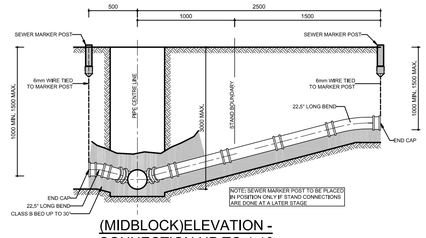

(MIDBLOCK)ELEVATION - CONNECTION UP TO 1:10

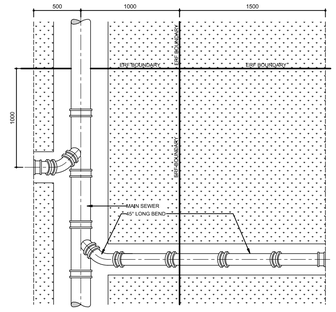

PLAN (MIDBLOCK)

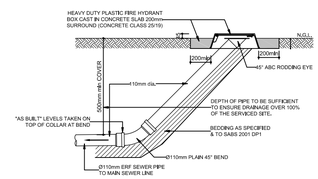

TYPICAL DETAIL OF RODDING EYE AT THE HEAD OF THE ERF SEWER LINE N.T.S.

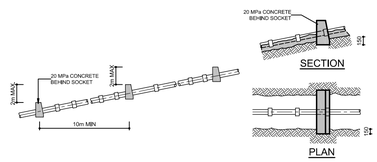

SPACING OF ANCHOR BLOCKS (ALL SLOPES ABOVE 10%)

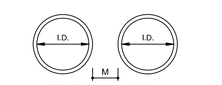

UP TO Ø600mm I.D.: M=(300mm)
MORE THAN Ø600mm I.D.: M=(1/2 I.D.)

PARALLEL PIPE INSTALLATION

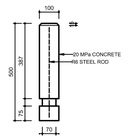

SEWER MARKER POST ELEVATION



SEWER MARKER POST PLAN

TABLE 2 - MANHOLE CHAMBER SIZES	
NOMINAL	USAGE
1000	< 200 ND PIPES WITH STRAIGHT THROUGH MANHOLES UP TO 1.25m DEEP
1250	BENDS IN MANHOLES, 200 - 400mm PIPES & MANHOLES BETWEEN 1.25m & 3.0m DEEP
1500	BENDS IN MANHOLES, 450 - 850mm PIPES & MANHOLES DEEPER THAN 3,0m
NOTE : MANHOLE CHAMBER SIZES TO BE APPROVED BY ENGINEER BEFORE INSTALLATION	

TABLE 1 - REQUIREMENTS FOR COVERS (LIDS) & FRAMES

1	2	3	4	5	6	7	8	9	10	11	12
Type of component		Application	Dimensions mm	Tolerance	Requirement Clause	Test Clause	Proof Load kN	Ultimate Load kN	Tolerance	Requirement Clause	Test Clause
Round	XHD	Roadway	D. = 560	± 2%	5.2.2.2	7.5.1	200	250	± 2%	5.2.2.4	7.5.2
	HD* 2	Road Reserve	D. = 560				120	150			
	MD* 4	Non-Trama Areas	D. = 560				60	75			
Square	MD*		510 x 610	± 2%			40	50			
	9B										
Rectangular	MD*		510 x 455				40	50			
	9D										
* TYPE EQUIVALENT TO CAST IRON TYPE SPECIFIED IN SANS 558											

SEWER DETAILS

For Tender Purpose Only

AMENDMENDS

No	Date	By	

Client:
TSWELOPELE LOCAL MUNICIPALITY

Project:
THE REPLACEMENT OF OLD ASBESTOS PIPELINE AND ACCOMPANYING APPURTENANCES IN PHAHAMENG (BULTFONTEIN)

Drawing:
TYPICAL SEWER DETAILS

Date:	Scale:
JUNE 2026	AS SHOWN

PULE RAMASIMONG DEVELOPMENT CONSULTANTS

ENGINEERING CONSULTANTS, PROJECT MANAGERS AND COMMUNITY DEVELOPMENT CONSULTANTS

6 DELAHARPE STREET
WILKOPPIES
KLERKSDORP, 2570

TEL:+27 18 462 1575
FAX: +27 18 462 1518
EMAIL:pule@prdcon.co.za

Designed By:		PR	
Drawn By:		SM	
Checked By:		PR	
Drawing No.	PRDC-26-07-02-12			
Contract No.	PRDC-26-07			